



*SAN ANTONIO ISD ADULT & COMMUNITY
EDUCATION PROGRAM*

Student Success

Student Success

Agenda-Day One

- **Greetings & Introductions**
- **Overview**
- **Ice Breaker**
- **Goal Setting**
- **SMART Goals**
- **NRS (National Reporting System)**
- **Profile Analysis**



Welcome



We are proud that you have decided to enroll in school to further your education.

The decision you have made to be here today demonstrates that you want to prepare for your future. We look forward to supporting you as you strive to reach your educational and career goals.

The purpose of Student Success are:

- To introduce students to academic and college services which will support your educational and personal goals.
- To facilitate initial academic advisement.
- To provide employment, leadership and learning opportunities.

Ice Breaker

“Getting to Know You”



- Form groups of three or four.
- Take turns introducing yourself to the members of your group.
- Make sure you discuss your favorite hobby or interest.

Ice Breaker: *“Getting to Know You”*

- 1. Why did you decide to enroll in adult education classes?**
- 2. What do you hope to learn?**
- 3. What will you do to accomplish your goal?**
- 4. What might prevent you from attending class?**
- 5. What can we do to help support you to reach your academic and career goals?**



Setting Goals

Goal-setting is important to your success.

Your goals need to be **SPECIFIC, REALISTIC, and POSITIVE.**

Remember that achieving goals takes time and personal commitment.

Why Set Goals?

We all have dreams about what we want to do with our lives. But dreams are simply a wish list floating in the clouds. In order to move forward, you must set goals. Writing down your goals is the first important step towards your success.



About Setting Goals

What is a goal?

- A goal is something we set for ourselves.
- A goal is something we aim for.
- A goal is important for achieving success.
- A goal can help us measure our progress, to see if what we are doing is moving us closer to or further from our ultimate ambition.
- A goal can be small: “I will wash my car Saturday morning.”
- A goal can be big: “I will become a nurse in the next three years.”
- The big goals can be broken up into smaller ones:
 - o “I will increase my English by one level by the fall.”
 - o “I will pass my GED test by this summer.”
 - o “I will enroll in a CNA program by next spring.”

About Setting Goals Continue

Tips to help you set goals:

- Keep it simple – just a few sentences for each goal will be plenty.
- Write your goals down! "The discipline of writing something down is the first step toward making it happen." (Lee Iacocca)
- Make a commitment to review your goals regularly.
- Allow your goals to reflect your values. Let your sense of "inner purpose" guide you.
- Visualize achieving your goal. See it, taste it, smell it. Feel your goal before it happens.
- Use motivating and positive language.

About Setting Goals Continue

- Share your goals with others and ask for their support.
- Reward yourself along the way. Even small achievements deserve recognition.
- Create goals for different increments of time (one week, one month, three months, one year, five years, ten years, et
- Make sure your goals are yours – not just what others expect of you.
- Be sure to track your progress along the way. Setting goals is an ongoing process.

Long-Term and Short Term Goals



A **short-term goal** is something you want to do in the near future. The near future can mean today, this week, this month, or even this year. A short-term goal is something you want to accomplish soon.

A **long-term goal** is something you want to do further in the future. Long-term goals require time and planning. They are not something you can do this week or even this year. Long-term goals usually take 12 months or more to achieve.

Setting SMART Goals

People often set very strong work-related goals and neglect to do it for any other area of their life. While career is typically the most structured part of life, it doesn't have to be only one that benefits from clearly defined goals. Students should take the time to establish at least one solid goal for each area of their life. Here are some examples (some of these may not apply):

- Professional
- Relationships (family, friends, co-workers)
- Fitness/Health
- Intellectual
- Community Involvement
- Financial
- Education
- Artistic

https://www.youtube.com/watch?v=3PA-O_u2Blk



A "good" goal has 5 distinct elements. To define them we are going to use the SMART acronym.

Specific- What do you want to achieve? How will you achieve it? Why is it important to you? Clearly define the outcome you want.

Measurable- Establish concrete criteria for measuring your success. Use actual numbers, target dates, or specific events to indicate when your goal has been achieved.

Achievable- Your goal(s) should push you past your comfort point, but you should still be able to attain them with effort and commitment.

Relevant - Your goal(s) should be important to you and the outcome should impact your life. Likewise, you should have the ability to directly impact them. Don't set goals that aren't significant or that you can't do anything to control.

Timely- Your goal(s) should have a time element established. This will keep you on track and prevent you from simply pushing a goal far into the future. It should matter now and you should have a sense of urgency about it.

Written by Chrissy Scivicque, reprinted with Permission from Office Arrow" at officearrow.com

http://www.officearrow.com/home/articles/productivity/organization_and_workflow/p2_articleid/78/p142_id/78/p142_dis/3.

SMART Goal Worksheet

Today's Date: _____ Target Date: _____ Start Date: _____

Date Achieved: _____

Goal: _____

Verify that your goal is SMART

Specific: *What exactly will you accomplish?*

Measurable: *How will you know when you have reached this goal?*

Achievable: *Is achieving this goal realistic with effort and commitment? Have you got the resources to achieve this goal? If not, how will you get them?*

Relevant: *Why is this goal significant to your life?*

Timely: *When will you achieve this goal?*



This goal is important because:

The benefits of achieving this goal will be:

Take Action!

Potential Obstacles	Potential Solutions
<hr/>	<hr/>
<hr/>	<hr/>
<hr/>	<hr/>
<hr/>	<hr/>
<hr/>	<hr/>
<hr/>	<hr/>
<hr/>	<hr/>

Who are the people you will ask to help you?

Specific Action Steps: *What steps need to be taken to get you to your goal?*

What?	Expected Completion Date	Completed
<hr/>	<hr/>	<hr/>
<hr/>	<hr/>	<hr/>
<hr/>	<hr/>	<hr/>
<hr/>	<hr/>	<hr/>
<hr/>	<hr/>	<hr/>

Printed with permission from OfficeArrow.com, ©2008



Student Reflection Question

What has been discussed today in class?
What does it mean to me?



Thank you



Welcome Back

Day Two
Student Success



Get To Know You BINGO

Likes cats better than dogs	Loves to watch sports	Checks Facebook daily	Sings in the shower or bathtub	Shops online
Never swears	Likes to do gardening	Likes Coke better than Pepsi	Decorates for holidays	Loves to hike or to walk
Has freckles	Has followed directions and built/made something	FREE	Went on a blind date	Can whistle loudly
Still watches the old black and white TV shows	Hates mice or snakes	Is the youngest child	Still knows their high school song	Votes every election
Loves to travel	Has caught a fish	Hates to watch the news	Likes to dance	Hates liver and onions

Recap-Review



What is something new that you learned yesterday?

Day One Recap



- Overview of Student Success
- Goal Setting
- SMART Goals
- ITEC Plan
- NRS (National Reporting System)
- Profile Analysis

Student Success

Day Two

Agenda

- Positive Visualization
- Learning Style Inventory
- Student Interview
- Self-Inventory Assessment
- Solutions for Success
- Supportive Services

What is Positive Visualization



Positive Visualization



Direct your thinking toward the reality you want to create.

Creating reality with your thoughts is a fundamental ability of the conscious mind.

Reaching your dream is the result of your thinking.

Create Goal Pictures

A powerful visualization technique is to create a photograph or picture of yourself with your goal, as if it were already completed. If one of your goals is to own a new car, take your camera down to your local auto dealer and have a picture taken of yourself sitting behind the wheel of your dream car. If your goal is to visit Paris, find a picture or poster of the Eiffel Tower and cut out a picture of yourself and place it into the picture.



Positive Visualization

You can begin to create your vision of what you look like achieving your goals.

Along with the vision you will create statements that match our goals called **AFFIRMATIONS**.


-Affirmations are positive statements about achieving our goals, being successful and are positive in general.

Today
I will **Let GO**
of the past that I do not need
and **CREATE**
the future that I want

Create a Visual Picture and an Affirmation for Each Goal

We recommend that you find or create a picture of every aspect of your dream life. Create a picture or a visual representation for every goal you have — financial, career, recreation, new skills and abilities, things you want to purchase, and so on.





To accomplish great
things we must first
dream, then
visualize, then
plan... believe... act!

– *Alfred A. Montapert*

Double Quotes
doublequotes.net

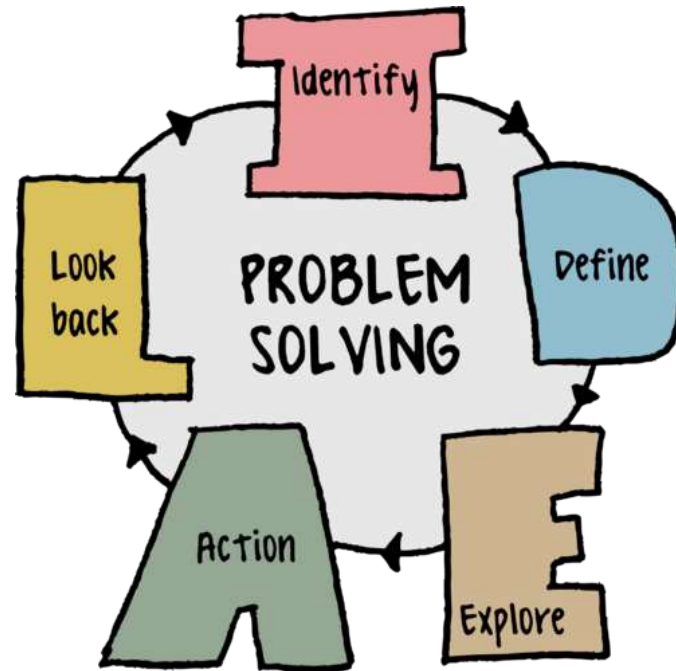
Coping Skills Problem Solving

Steps to Problem Solving

- Identify the problem
- Review options
- Think about the consequences of each option
- Choose the best solution

Problem Solving Activity

How to identify potential barriers and solutions to pursuing a personal goal:



How to solve problems



IDEAL Problem Solving

Create a context to solve problems:
Stop – Breathe – Cool Down



Allow each person to speak without interrupting or calling names
Focus on IDEAL Problem Solving Steps



1) Identify the Problem

-What is the problem?

(Each person should take a turn to describe the problem and share their feelings, And the other person can then repeat what they heard)



2) Define Your Goals

-What do you want to happen?



3) Explore Possible Solutions

-What are some solutions?

-Which is the best solution?

-Is it safe?

-How might people feel about it?

-Is it fair?

-Will it work?



4) Action - Choose and Use a Solution



5) Learn from your actions

-Is it working? (if not, then go through process again)

-What will you do the next time the situation occurs?

Supportive Services





**United Way of San Antonio
and Bexar County**

Every day people across San Antonio and Bexar County turn to United Way 2-1-1 for information and support—whether financial, domestic, health or disaster-related. 2-1-1 is a free, confidential referral and information helpline and website that connects people from all communities and of all ages to the essential health and human services they need, 24 hours a day, seven days a week.

2-1-1 can be accessed by phone or computer. A toll-free call to 2-1-1 connects you to a community resource specialist in your area who can put you in touch with local organizations that provide critical services that can improve—and save—lives.

Whether in times of natural disaster or personal crisis, 2-1-1 is committed to being the first, most essential resource to anyone who needs help

Get Help – Dial 2-1-1

You may also find help by accessing the 2-1-1/United Way Helpline [online database](#).

- Free and Confidential
- Accessible 24 hours a day, 7 days a week, including holidays
- Staffed by trained and certified call specialists
- Spanish and Language Line translation also available
- Comprehensive data base – accurate and updated regularly



Services are both free and confidential to those seeking help regardless of age, life-style or issue. To communicate with a Call Specialist call 211 or 227-HELP (4357) anytime day or night.

Dialing 2-1-1 is a starting point for making a connection to community services such as:

- Food and clothing
- Legal help
- Medical care
- Dental care
- Employment
- Child care
- Housing
- Counseling/mental health
- **Income tax preparation**
- Smoke detectors
- Project Cool (provides free box fans and heat precautions handouts to senior citizens (age 60 and older) to help alleviate the health risks posed by severe summer heat)
- or many other services

Knowing your Learning Styles


Do you know your preferred learning style? Or rather, do you know what one is?

A learning style is an individual's approach to learning based on strengths, weaknesses, and preferences. And knowing yourself as a learner is important if you want to achieve to the best of your ability.

No learning style is either better or worse than another. In fact, each learning style has its own strengths and limitations. But if you know your limitations, you can extend your abilities and reach your highest potential.

Three Different Learning Styles

Visual
SEE IT




Learn by seeing

Auditory
HEAR IT



Learn by hearing

Kinesthetic
DO IT



Learn by doing

Visual Learners

- take numerous detailed notes
- tend to sit in the front
- are usually neat and clean
- often use their eyes to visualize or remember something
- find something to watch if they are bored
- like to see what they are learning
- benefit from illustrations and presentations that use color
- are attracted to written or spoken language rich in imagery
- prefer stimuli to be isolated from auditory and kinesthetic distraction
- find passive surroundings ideal



Auditory Learners

Auditory
HEAR IT



- sit where they can hear but needn't pay attention to what is happening in front
- may not coordinate colors or clothes, but can explain why they are wearing what they are wearing and why
- hum or talk to themselves or others when bored
- acquire knowledge by reading aloud
- remember by verbalizing lessons to themselves (if they don't they have difficulty reading maps or diagrams handling conceptual assignments like mathematics).

Kinesthetic Learners

- need to be active and take frequent breaks
- speak with their hands and with gestures
- remember what was done, but have difficulty recalling what was said or seen
- find reasons to tinker or move when bored
- rely on what they can directly experience or perform
- activities such as cooking, construction, engineering and art help them perceive and learn
- enjoy field trips and tasks that involve manipulating materials
- sit near the door or someplace else where they can easily get up and move around
- are uncomfortable in classrooms where they lack opportunity experience
- communicate by touching and appreciate physical expression such as a pat on the back

Kinesthetic
DO IT



What's Your Learning Style?

Student Reflection Question

What has been discussed today in class?
What does it mean to me?



Thank you





Career Exploration

DAY 3

Recap-Review



What is something new that you learned yesterday?

Day Two Recap

- Positive Visualization
- Coping Skills
- Problem Solving
- Supportive Services
- Learning Styles
- Job Values



Student Success

Agenda-Day Three: College & Career Exploration

- Reality Check
- Education –VS- Average Pay
- Work in Texas
- Career Inventory
- College & Career Training
- Exploring Options for Further Education
- Student Reflection

Success Starts with Me!

Making a good
career choice

Developing an educational plan

Setting goals

Managing time to reach goals



Ice Breaker: “IF”

Questions:

1. If you could wish one thing to come true this year, what would it be?
2. If you could do your dream job 5 years from now, what would it be?
3. If you could learn any skill, what would it be?
4. If you could have any college degree, what would it be?

Resources for Career Hunters

- Work in Texas
- Texas Reality Check
- Texas Wages

There is nothing more motivational for students than showing them the relevance between educational attainment and their earnings power. **Reality Check** is designed to help students understand the connection between lifestyle aspirations and the importance of postsecondary education.

Web Site:

www.texasrealitycheck.com

Will you be able to afford the lifestyle you want?

It's difficult to predict the future, but it's never too early to start planning for it. Texas Reality Check will show you how much your living expenses will cost, and the amount of money you will need to earn to pay for them.



It's time for a Reality Check.



Lifestyle Calculator

- ✓ Walk through expenses you'll incur each month
- ✓ Decide how much to spend on your lifestyle
- ✓ Determine your minimum salary needs
- ✓ Explore occupations that earn the salary you'll need

Start Your Reality Check >



Occupation Calculator

Choose an occupation, then review your expenses to see if its salary can support your lifestyle.

Get Started >



Quick View Calculator

Skip the guided tour & quickly tally up your expenses to compare costs with different occupations.

Get Started >



WORK_{IN}**TEXAS**
com

**Find A Job. Find An Employee.
Find Another Reason To Love Texas.**

Join the Largest Free Job Matching Network in Texas

3,976
Jobs Posted Today

279,493
Total Job Openings

296,731
Active Resumés

2,608,913
Total Jobs Filled

Employer Registration >

WorkInTexas.com is your Human Resource partner offering no cost services including job posting and advanced job matching to help you quickly find the best candidate.

- > Search All Resumés
- > Check Labor Availability
- > Access Recruitment Tools
- > Contact Us

Post a Job
Register Now to Post Jobs for Free!

Job Seeker Registration >

In addition to personalized job matching, WorkInTexas.com helps you build a resumé, provides access to career tools, and works as your job search agent.

- > Search All Jobs
- > Find State Jobs
- > Hot Careers
- > Contact Us
- > Find Jobs for Veterans
- > Access Career Tools
- > Tell Us You're Hired

Work In Texas is the largest free job matching network in Texas. In addition to personalized job matching, WorkInTexas.com helps you build a resumé, provides access to career tools, and works as your job search agent. Find a job, find another reason to love Texas!

website: workintexas.com



Workforce Solutions Offices

We have specialists located throughout the state who can assist you with recruiting and job search.

[Find your local Workforce Solutions Office](#)



Veterans Services

Assists veterans in maximizing employment opportunities and transitioning to civilian life.

[Read more](#)

Which Career Pathway is right for you?

What Is **RIASEC**?

RIASEC is an abbreviation that stands for realistic, investigative, artistic, social, enterprising and conventional. RIASEC is also called John Holland's Six Types of Personality. The career keys were being organized and classified in terms of college majors, careers, career clusters and career pathways. This ingenious career matching system allows you to determine the careers and college courses that are most likely suitable to your abilities, interest, skills and traits.

16 Career Clusters



Career Inventory Survey

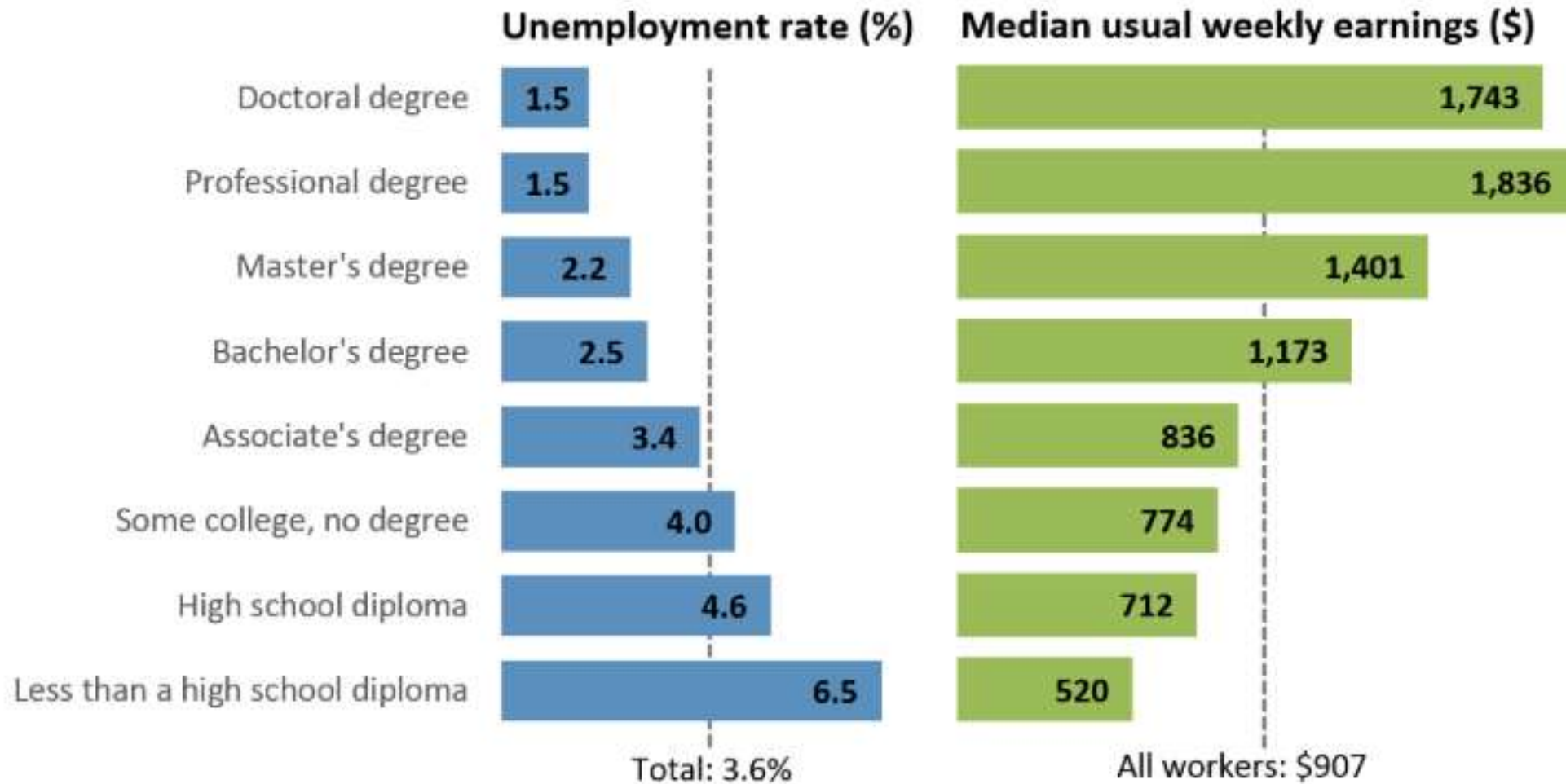
This career interest survey can help kick start thoughts about your career plans. Your results will point to some general work areas for career possibilities. Remember, your interests may change over time. The survey is intended to help with informal career exploration and makes no claims of statistical reliability. Circle the items in each box that best describe you. You may circle as many items as you want. When done, add the number of circles in each box to see which three have the highest totals

Education is Key

We all know that it's hard to become a high wage earner in this country without a college degree. This can make it hard to [save for retirement](#) or meet other financial goals. Access to the middle class is increasingly reserved for those with some higher education under their belts. Let's take a closer look at the average salary by education level to see what dividends education pays.

According to the U.S. Census Bureau, 88% of Americans had at least a high school diploma or GED in 2015. Thirty-three percent had a bachelor's or more, and 12% had an advanced degree such as a master's or professional degree, or a doctorate. To see what a difference education makes, check out the average salary by education level.

Unemployment rates and earnings by educational attainment, 2017



Note: Data are for persons age 25 and over. Earnings are for full-time wage and salary workers.

Source: U.S. Bureau of Labor Statistics, Current Population Survey.

Texas Wages gives you comprehensive information regarding regional wages (by Local Workforce Development Areas, and Metropolitan Statistical Areas), and Occupational Employment Projections. In Texas Wages you will find mean, median, entry, and experience wages presented in both annual and hourly formats. Find wage and employment statistics quickly and efficiently. Web site: <http://www.texaswages.com>



Student Reflection Question

What has been discussed today in class?
What does it mean to me?



Thank you

SAY CHEESE!



**Picture Day
Tomorrow!**

SAISD Academy Pathways Choosing my Pathway

DAY 4



Day Three Recap



- Reality Check
- Education –VS- Average Pay
- Work in Texas
- Career Inventory
- College & Career Training
- Exploring Options for Further Education

Student Success

Agenda-Day Four : SAISD Academy Pathways

- SelfXploration
- Career Choice
- CollegeXpress
- ITEC Plan
- I.D. Pictures

SAISD ACADEMY MODEL

ORIENTATION



HSE

High School Equivalency



ESL

English Secondary Language

STUDENT SUCCESS

ACADEMY PATHWAYS

HSE or ESL
CollegeXpress
Pathway

What you will learn

College Knowledge 101, Cash for College and Essential College Skills through College & Career Navigation and SAISD Adult Education Curriculum

Advanced HSE
ONLY
TSI Prep

HSE or ESL
Career Choice
Pathway

What you will learn

Bridge Skills to San Antonio IN-DEMAND JOBS through College & Career Navigation and SAISD Adult Education Curriculum

Workforce Integration:
Accelerated career integrated & contextualized education to increase skills in current job

ACADEMY CLASSES

HSE
(ASE / ABE)
CollegeXpress

HSE (ASE)
SAC
GED to College

ESL
(All levels)
CollegeXpress

ESL for
Professionals
CollegeXpress

ESL
(All levels)
Citizenship

HSE
(ASE/ ABE)
Career Choice

HSE (ASE)
SAC
GED to Workforce

HSE
Plumbers &
Pipefitters

ESL
(All levels)
Career Choice

ESL for
Professionals
Career Choice

ESL
St. Philips
Steve's & Sons

Your Choice. Your Time. Your Education.

SAISD Adult Education Pathways Academy is a **Tuition-Free program** that is able to serve students ages 16 years and older. We provide students teacher support, flexible schedules, personalized curriculum, course-specific tutoring, and guidance in career and postsecondary educational planning.

We believe that no matter the circumstances, you deserve an opportunity to further your education and earn your High School Equivalency.

Whether you prefer to work on-site or online, we have options that will work for you.

Focus on one course at a time, or chip away at a full schedule. Let's find what works best for you together.

Reasons getting a High School Equivalency is in your best interest:

1. **Career Opportunities.** With a high school equivalency HSE, you're more likely to land the job you've been waiting for.
2. **Educational Opportunities.** A high school equivalency opens many doors to life long careers. If your goal is to complete a certification course at community college, or to move on to a 4-year university, the first step is a high school equivalency.
3. **Higher Salary.** Research suggests that those with a high school equivalency earn significantly more money per month than those who do not finish High School. Whether you are planning on continuing your education into the college realm or not, a high school equivalency will set you up for success.
4. **Confidence and Health.** Having a high school equivalency will raise your confidence and affirm that you are capable of furthering your career and your life. A HSE can gain you entry into a new job that was currently out of your reach, which in turn can provide medical care and security for you and your family. You will also be a role model for education and opportunities within your family and community.

The Successful Student

- ✓ Has a definite goal or college major
- ✓ Attends class faithfully
- ✓ Participates in class activities
- ✓ Enrolls in Distance Learning (online class)

Keys to Career Success

- ✓ Personality and Related Majors
- ✓ Learning Style and Intelligence
- ✓ Interests and Values
- ✓ Career and Educational Planning



College & Technical Training Exploration

Discovering the right college or training program begins with exploration. It's the kind of exploration that can take you to some really amazing places. You'll learn something about who you are and what you want to be. You may even learn that there's more than one right college for you.

And the exploration doesn't need to wait until you complete your HSE (GED[®]). It can begin today. Big future...get ready!

Discovering the right college for you!

Wherever you find yourself in the process, College Explorations can help by providing information, organizing college search and applications, answering questions, and helping you discover the college that best fits your unique talents and interests. In addition, College Explorations offers a variety of services tailored to meet the needs of students at various stages in the college application process. These include but are not limited to:

- ✓ College identification
- ✓ College Fairs
- ✓ College Tours
- ✓ Planning your College Visit
- ✓ College 101

Exploring Options for Further Education

- **Proprietary Schools (Technical Schools, Trade Schools, and Institutes)**
Why you might consider this option?
- **Two-year Community Colleges**
Why you might consider this option?
- **Four-year Colleges and Universities**
Why you might consider this option?

Self exploration

Self Exploration

It is process to find out what is valuable to me by investigating within myself. Since it is me who feel happy, successful, unhappy or unsuccessful. Therefore what is right for me is to be judged by myself only. This whole process is called self-exploration.

According to Merriam-Webster,

“The examination and analysis of one’s own unrealized spiritual or intellectual capacities.”

Purpose of self exploration:

1. It is a process of dialogue between “what you are” and “what you really want to be”
2. It is a process of self evolution through self investigation
3. Process of knowing oneself and through that understanding entire existence.
4. Process of recognizing relationship with every unit in existence.
5. Process of knowing human conduct, human character & living accordingly.
6. Process of being in harmony with oneself and with entire existence.
7. Process of knowing innateness, & moving towards self organization & self expression.

It is a process of dialogue between “what you are” and “what you really want to be”

Begin by asking yourself:

Am I what I really want to be?

Do I see myself doing this for the rest of my career?

Does this job offer me the security I need (secure w/benefits)

Do I enjoy going to work?

Do I have the qualifications & skills to apply for the job I dream to have?

Many times you will find you think something else, want to do something else and do something else.

Process of knowing oneself and through that understanding entire existence.

Ask yourself

Do I know myself?

Do I want this self investigation?

Am I satisfied in living my life without knowing myself?

If we know our self then only we will be able to know entire world around us.

Only then after we can know people we live with- family society-we interact with.

So this process starts with self and then through that also know the entire existence.

Career Choice

Career Choice Pathway

When choosing a certain **profession** or making a **career** switch, it is important to carefully find out what your interests and ambitions are. You can do this by means of a **career** aptitude test. Such a test gives you a clear insight in your talents and interests.

The following strategies will give you enough boosts to improve your career.

1. Identify with your goals.
2. Become aware of your strengths.
3. Assume Full Responsibility for Your Life.
4. Gather information on the opportunities open to you.
5. Make a decision on how to move forward.
6. Take action!

Finding Meaning & Joy

- Choose a career that is something you really like to do.
- Do your research and choose carefully and thoughtfully.
- You owe it to yourself to look for work that is meaningful and rewarding!

Factors to consider

Do:

- explore a number of careers and majors
- get involved
- Get advice from people in your target occupation
- follow your passion
- Dare to try something new

Don't:

- focus on a major just to get a career out of it
- select a major just because it is “cool” or seems to promise prestige
- let someone else push you into a job
- Assume that you have it all figured out

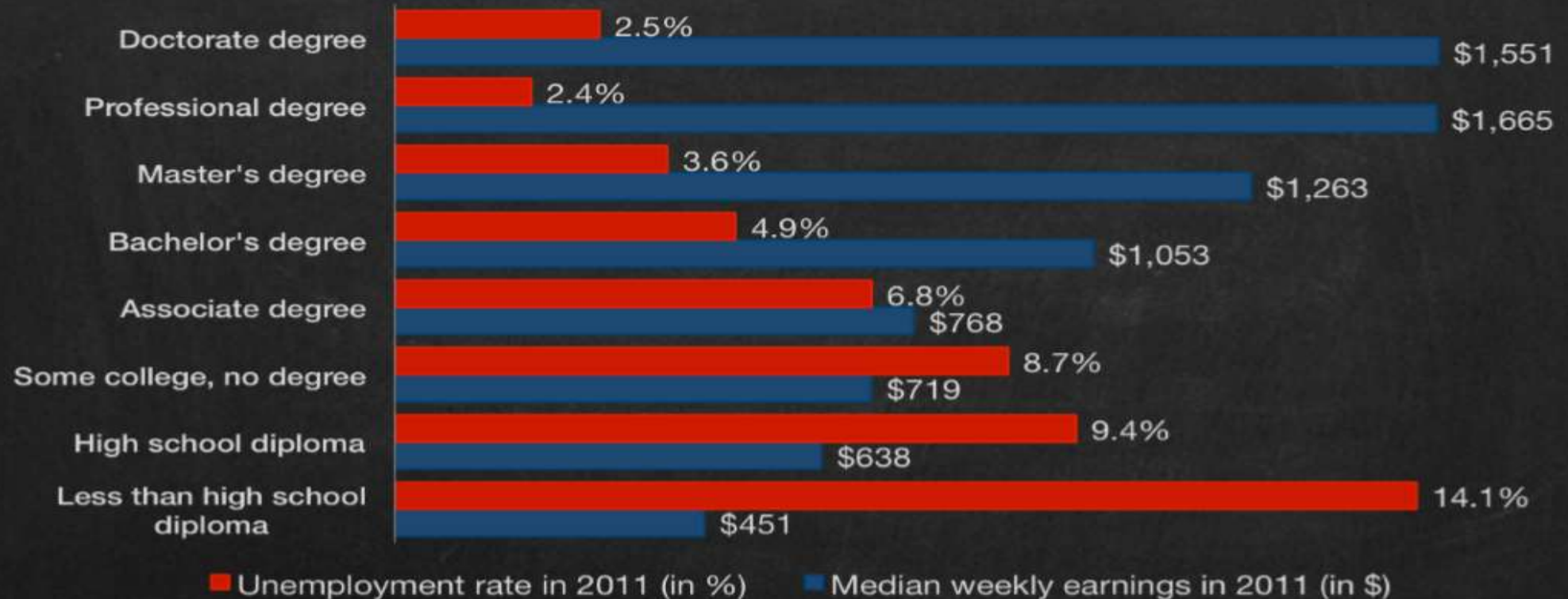
College Express Pathway

Preparing for College



Why College?

Education Pays



Source: U.S. Census Bureau Labor Statistics, Current Population Survey 2011

Alamo College Partnership & Opportunities

The screenshot displays the Alamo Colleges District website. At the top, a navigation bar lists partner colleges: ALAMO DISTRICT, NORTHEAST LAKEVIEW COLLEGE, NORTHWEST VISTA COLLEGE, PALO ALTO COLLEGE, ST. PHILIP'S COLLEGE, and SAN ANTONIO COLLEGE. Below this, a secondary navigation bar includes links for 'Alamo Way Strategy/Dashboard', 'Donate', 'Financial Aid', and 'Contact Us'. The main header features the Alamo Colleges District logo, social media icons for Twitter, Facebook, and YouTube, and a search bar labeled 'Search Keywords'. A horizontal menu below the header contains links for 'Alamo Institutes', 'login to ACES', 'library', and 'quicklinks'. A dark blue navigation bar lists categories: STUDENTS, ADMISSIONS, EMPLOYEES, BUSINESS & COMMUNITY, ABOUT US, and NEWS & EVENTS. The main content area is titled 'About the Alamo I-BEST Initiative'. On the left, a sidebar menu includes: 'About the Alamo I-BEST Initiative', 'Information for Students', 'Information for Teachers', 'Information for the Public', 'Program Options', 'I'm Ready - Tell me More', and 'Contact Us'. The main content area features a large heading 'Alamo I-BEST' with the sub-heading 'Raise your own expectations!'. Below this, a paragraph states: 'Our program is designed to assist students gain the skills needed for a college training, without first completing developmental education or GED. For more information call Central Texas Technology Center (CTTC) 210-609-2100 or 210-485-0240'. To the right, a section titled 'I-BEST PROGRAMS OFFERED:' lists several career paths: Nurse Aid for Health, Pharmacy Technician, Community Health Worker, Medical Assisting, Information Technology Security, Dental Assisting, Apartments and Building Maintenance Technician, and Supply Chain Logistics. A concluding statement reads: 'The new and improved way to go to college for fantastic careers!'.

ALAMO DISTRICT | NORTHEAST LAKEVIEW COLLEGE | NORTHWEST VISTA COLLEGE | PALO ALTO COLLEGE | ST. PHILIP'S COLLEGE | SAN ANTONIO COLLEGE

Alamo Way Strategy/Dashboard | Donate | Financial Aid | Contact Us

ALAMO COLLEGES DISTRICT

Search Keywords

Alamo Institutes | login to ACES | library | quicklinks

STUDENTS | ADMISSIONS | EMPLOYEES | BUSINESS & COMMUNITY | ABOUT US | NEWS & EVENTS

About the Alamo I-BEST Initiative

About the Alamo I-BEST Initiative

Information for Students

Information for Teachers

Information for the Public

Program Options

I'm Ready - Tell me More

Contact Us

Alamo I-BEST

Raise your own expectations!

Our program is designed to assist students gain the skills needed for a college training, without first completing developmental education or GED. For more information call Central Texas Technology Center (CTTC) 210-609-2100 or 210-485-0240

I-BEST PROGRAMS OFFERED:

- Nurse Aid for Health
- Pharmacy Technician
- Community Health Worker
- Medical Assisting
- Information Technology Security
- Dental Assisting
- Apartments and Building Maintenance Technician
- Supply Chain Logistics

The new and improved way to go to college for fantastic careers!

Individual Training Education Career Plan (ITEC)



Individual Training Education Career Plan (ITEC)



Pre-Test Results			
Date Test Administered	Test Type and Form	Scale Score	EFL
Domain of Significance (DOS):			

- I. Educational and/or Career Questions/ Preguntas educativas y/o de la Carrera
 - a. My educational/career goal is to _____/Mi Meta educative/ de la carrera es _____.
 - b. Have I made time in my schedule to attend class and study?/¿he hecho tiempo en mi horario para asistir a clase y estudiar?
 - c. Do I see any personal challenges interfering with my educational goals in the future? / ¿veo algún reto personal que interfiera con mis metas educativas en el futuro?
- II. What education and training is required for my goal?/¿Qué educación y formación se requieren para mi objetivo?
 1. High School Diploma or Equivalency Diploma de secundaria o equivalencia
 2. Vocational/Technical Training/ Formación profesional/técnica
 3. Associate's Degree/ Grado de asociado
 4. Bachelor's Degree/ Licenciatura
 5. Master's Degree/ Maestría
 6. Doctorate Degree/ Doctorado
 7. Are internship hours required? / ¿se requieren horas de pasantía?
 1. How many? / ¿cuantas?

**Individual Training Education Career Plan
(Completed by Teacher and Student)
ABE/ASE**

Weekly Attendance

Week #	Dates	Class Hours	Distance Learning Hours	Total Hours
1				
2				
3				
4				
5				
6				
7				
8				
9				
10				
11				
12				
13				
14				
15				
16				
17				
18				
19				
20				
Instructor's Initials: _____		Student will review Goals and revise as applicable. Student will be progress tested as required by the Adult Education Program.		

National Reporting System (NRS) Chart

BEST PLUS				BEST LITERACY			
NRS Educational Functioning Level	BEST Plus Scale Score Ranges	Related Student Performance Levels	Required Instructional Hours between Pre- and Post-Test	NRS Educational Functioning Level	Scale Score Ranges	Student Performance Levels (SPL)	Required Instructional Hours between Pre- and Post-Test
Beginning ESL Literacy	88-361	0-1	60 Hours <i>All Levels ESL</i>	Beginning ESL Literacy	0-20	0-1	60 Hours <i>All Levels ESL</i>
Low Beginning ESL	362-427	2		Low Beginning ESL	21-52	2	
High Beginning ESL	428-452	3		High Beginning ESL	53-63	3	
Low Intermediate ESL	453-484	4		Low Intermediate ESL	64-67	4	
High Intermediate ESL	485-524	5		High Intermediate ESL	68-75	5-6	
Advanced ESL	525-564	6		Advanced ESL	76-78*	7	

National Reporting System (NRS) Chart

TABE 9 and 10

NRS Functioning Level	Grade Level Equivalent Range	Reading Scale Score Ranges	Total Math Scale Score Ranges	Language Scale Score Ranges	Required Instructional Hours between Pre- and Post-Test
Beginning Adult Basic Education (ABE) Literacy	0-1.9	0-367	0-313	0-389	40 Hours
Beginning Basic Education	2-3.9	368-460	314-441	390-490	
Low Intermediate Basic Education	4-5.9	461-517	442-505	491-523	
High Intermediate Basic Education	6-8.9	518-566	506-565	524-559	
Low Adult Secondary Education (ASE)	9-10.9	567-595	566-594	560-585	30 Hours
High Adult Secondary Education (ASE)	11-12.9	596-812	595-775	586-826	Pass GED Official Exam

Student Reflection Question

What has been discussed today in class?
What does it mean to me?



Identification Card(I.D.)



The image shows a template for an identification card. The top section features a photo of a smiling woman in a graduation cap on the left. To the right is a circular logo for the 'ADULT EDUCATION & LITERACY ALAMO CONSORTIUM'. The logo contains a tree silhouette above an open book, with the text 'ESC+20' and 'Success for Adult Learners' below it. A red banner at the bottom of this section contains the website 'MYFUTURETX.ORG'. The bottom section of the card is white and contains a blue circular seal for 'ADULT & COMMUNITY SAISD EDUCATION' with a star and a graduation cap icon. To the right of the seal is a circular area labeled 'ACADEMIC YEAR STICKER'.

John C. Doe
Student
San Antonio ISD
TEAMS ID# 123456

ADULT EDUCATION & LITERACY ALAMO CONSORTIUM

ESC+20
Success for Adult Learners

MYFUTURETX.ORG

ADULT & COMMUNITY
SAISD
EDUCATION

ACADEMIC
YEAR
STICKER